




Attending Quick Start Card

To Log In to Residency Partner .Net:

Enter the address in Internet Explorer and click Go. Enter your LSU username and password, along with LSUHSC for the institution to log in.

Address   

About Residency Partner .Net

You will use Residency Partner .Net to see attendance events, view curriculum, view your evaluations and complete evaluations about others. On the left side of the main window, you will see how many outstanding evaluations you have to complete. In the center, you will see the upcoming attendance events that you have been invited to attend. On the right hand side, you will see the Residency Partner blog, which contains many helpful hints about using Residency Partner. You should make it a habit to log into RP .NET on a regular basis to view attendance events and complete evaluations.



Attendance View Your Attendance Schedule




Click the Attendance icon to open your schedule. Click an event to view details about it. Download attachments by clicking the paperclip icon next to an event. Your attendance percentage and details about your attendance can be viewed by clicking [Click Here for Detailed Summary](#).



Attending Quick Start Card

To Log In to Residency Partner .Net:

Enter the address in Internet Explorer and click Go. Enter your LSU username and password, along with LSUHSC for the institution to log in.

Address   

About Residency Partner .Net

You will use Residency Partner .Net to see attendance events, view curriculum, view your evaluations and complete evaluations about others. On the left side of the main window, you will see how many outstanding evaluations you have to complete. In the center, you will see the upcoming attendance events that you have been invited to attend. On the right hand side, you will see the Residency Partner blog, which contains many helpful hints about using Residency Partner. You should make it a habit to log into RP .NET on a regular basis to view attendance events and complete evaluations.



Attendance View Your Attendance Schedule




Click the Attendance icon to open your schedule. Click an event to view details about it. Download attachments by clicking the paperclip icon next to an event. Your attendance percentage and details about your attendance can be viewed by clicking [Click Here for Detailed Summary](#).



Attending Quick Start Card

To Log In to Residency Partner .Net:

Enter the address in Internet Explorer and click Go. Enter your LSU username and password, along with LSUHSC for the institution to log in.

Address   


About Residency Partner .Net

You will use Residency Partner .Net to see attendance events, view curriculum, view your evaluations and complete evaluations about others. On the left side of the main window, you will see how many outstanding evaluations you have to complete. In the center, you will see the upcoming attendance events that you have been invited to attend. On the right hand side, you will see the Residency Partner blog, which contains many helpful hints about using Residency Partner. You should make it a habit to log into RP .NET on a regular basis to view attendance events and complete evaluations.



Attendance View Your Attendance Schedule




Click the Attendance icon to open your schedule. Click an event to view details about it. Download attachments by clicking the paperclip icon next to an event. Your attendance percentage and details about your attendance can be viewed by clicking [Click Here for Detailed Summary](#).



Attending Quick Start Card

To Log In to Residency Partner .Net:

Enter the address in Internet Explorer and click Go. Enter your LSU username and password, along with LSUHSC for the institution to log in.

Address   

About Residency Partner .Net

You will use Residency Partner .Net to see attendance events, view curriculum, view your evaluations and complete evaluations about others. On the left side of the main window, you will see how many outstanding evaluations you have to complete. In the center, you will see the upcoming attendance events that you have been invited to attend. On the right hand side, you will see the Residency Partner blog, which contains many helpful hints about using Residency Partner. You should make it a habit to log into RP .NET on a regular basis to view attendance events and complete evaluations.



Attendance View Your Attendance Schedule

Click the Attendance icon to open your schedule. Click an event to view details about it. Download attachments by clicking the paperclip icon next to an event. Your attendance percentage and details about your attendance can be viewed by clicking [Click Here for Detailed Summary](#).





Evaluations View or Complete Evaluations

Clicking the Evaluations icon will open the Evaluations window. You can complete evaluations about yourself, your peers, rotations, programs, conferences, or your attendings. When you have new evaluations to complete, they will appear under Outstanding Evaluations. When evaluations have been completed about you, they will appear under My Evaluations. Daily Evaluations contains ad-hoc or contact based evaluations.

To review an evaluation about yourself, select My Evaluations from the drop down list, select the evaluation and click Open.

Evaluations -> Outstanding

3 evaluations found

Form	Evaluating	Created	
Attendings Evaluation of Resident	Terrell Caffery	4/9/2007	Open
Attendings Evaluation of Resident	Patrick Dennis	4/9/2007	Open
Attendings Evaluation of Resident	Elizabeth James	4/9/2007	Open

To complete an evaluation, select Outstanding Evaluations from the drop down list, select an evaluation and click Open. If interrupted, you can click the Save Evaluation button and come back to it later. When you are through, make sure to select the Mark as Complete checkbox and click save. The completed evaluation will be sent to the evaluatee for review (depending on settings determined by your program coordinator, evaluations may not automatically be shown to the evaluatee).

Attendings Evaluation of Resident

Resident: Patrick Dennis
Evaluater: Anonymous
Evaluation Period: Jan 2007 - Jun 2007

Compassion

Resident displays compassionate care to all patients.

Unacceptable (0) Poor (1) Acceptable (2) Good (3) Very Good (4) Excellent (5)

Additional Comments:

Mark as complete



Evaluations View or Complete Evaluations

Clicking the Evaluations icon will open the Evaluations window. You can complete evaluations about yourself, your peers, rotations, programs, conferences, or your attendings. When you have new evaluations to complete, they will appear under Outstanding Evaluations. When evaluations have been completed about you, they will appear under My Evaluations. Daily Evaluations contains ad-hoc or contact based evaluations.

To review an evaluation about yourself, select My Evaluations from the drop down list, select the evaluation and click Open.

Evaluations -> Outstanding

3 evaluations found

Form	Evaluating	Created	
Attendings Evaluation of Resident	Terrell Caffery	4/9/2007	Open
Attendings Evaluation of Resident	Patrick Dennis	4/9/2007	Open
Attendings Evaluation of Resident	Elizabeth James	4/9/2007	Open

To complete an evaluation, select Outstanding Evaluations from the drop down list, select an evaluation and click Open. If interrupted, you can click the Save Evaluation button and come back to it later. When you are through, make sure to select the Mark as Complete checkbox and click save. The completed evaluation will be sent to the evaluatee for review (depending on settings determined by your program coordinator, evaluations may not automatically be shown to the evaluatee).

Attendings Evaluation of Resident

Resident: Patrick Dennis
Evaluater: Anonymous
Evaluation Period: Jan 2007 - Jun 2007

Compassion

Resident displays compassionate care to all patients.

Unacceptable (0) Poor (1) Acceptable (2) Good (3) Very Good (4) Excellent (5)

Additional Comments:

Mark as complete



Evaluations View or Complete Evaluations

Clicking the Evaluations icon will open the Evaluations window. You can complete evaluations about yourself, your peers, rotations, programs, conferences, or your attendings. When you have new evaluations to complete, they will appear under Outstanding Evaluations. When evaluations have been completed about you, they will appear under My Evaluations. Daily Evaluations contains ad-hoc or contact based evaluations.

To review an evaluation about yourself, select My Evaluations from the drop down list, select the evaluation and click Open.

Evaluations -> Outstanding

3 evaluations found

Form	Evaluating	Created	
Attendings Evaluation of Resident	Terrell Caffery	4/9/2007	Open
Attendings Evaluation of Resident	Patrick Dennis	4/9/2007	Open
Attendings Evaluation of Resident	Elizabeth James	4/9/2007	Open

To complete an evaluation, select Outstanding Evaluations from the drop down list, select an evaluation and click Open. If interrupted, you can click the Save Evaluation button and come back to it later. When you are through, make sure to select the Mark as Complete checkbox and click save. The completed evaluation will be sent to the evaluatee for review (depending on settings determined by your program coordinator, evaluations may not automatically be shown to the evaluatee).

Attendings Evaluation of Resident

Resident: Patrick Dennis
Evaluater: Anonymous
Evaluation Period: Jan 2007 - Jun 2007

Compassion

Resident displays compassionate care to all patients.

Unacceptable (0) Poor (1) Acceptable (2) Good (3) Very Good (4) Excellent (5)

Additional Comments:

Mark as complete



Evaluations View or Complete Evaluations

Clicking the Evaluations icon will open the Evaluations window. You can complete evaluations about yourself, your peers, rotations, programs, conferences, or your attendings. When you have new evaluations to complete, they will appear under Outstanding Evaluations. When evaluations have been completed about you, they will appear under My Evaluations. Daily Evaluations contains ad-hoc or contact based evaluations.

To review an evaluation about yourself, select My Evaluations from the drop down list, select the evaluation and click Open.

Evaluations -> Outstanding

3 evaluations found

Form	Evaluating	Created	
Attendings Evaluation of Resident	Terrell Caffery	4/9/2007	Open
Attendings Evaluation of Resident	Patrick Dennis	4/9/2007	Open
Attendings Evaluation of Resident	Elizabeth James	4/9/2007	Open

To complete an evaluation, select Outstanding Evaluations from the drop down list, select an evaluation and click Open. If interrupted, you can click the Save Evaluation button and come back to it later. When you are through, make sure to select the Mark as Complete checkbox and click save. The completed evaluation will be sent to the evaluatee for review (depending on settings determined by your program coordinator, evaluations may not automatically be shown to the evaluatee).

Attendings Evaluation of Resident

Resident: Patrick Dennis
Evaluater: Anonymous
Evaluation Period: Jan 2007 - Jun 2007

Compassion

Resident displays compassionate care to all patients.

Unacceptable (0) Poor (1) Acceptable (2) Good (3) Very Good (4) Excellent (5)

Additional Comments:

Mark as complete